



## BINARIO TRIFASE

Ceiling and wall surface track which holds Dot light module with integral or remote driver and option to add adjustable suspension cable. Frameless, recessed version also available.

Design by: Omar Carraglia - Davide Groppi, 2015

### DETAILS.

FINISH: MATT WHITE OR BLACK

SHADE SIZE: Ø2.36" X 4.5" H

TRACK LENGTHS: 3.3FT OR 6.6FT - 120V

### DOT BINARIO: LED VERSION

13W LED 3000K CRI97

\*AVAILABLE IN 2700K.

LENS: 14°, 24°, 36°, OR 50°



### DOT BINARIO 51: HALOGEN VERSION

MAX 10W LED GU10 120V

\*BULB NOT INCLUDED.

NOT DIMMABLE

**BINARIO TRIFASE**



**II P L**

**PLUGLIGHTING.COM  
INFO@PLUGLIGHTING.COM**

**5665 MELROSE AVENUE  
STE 108 LOS ANGELES 90038**

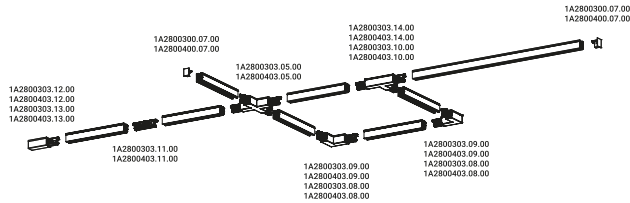
**P. 323 467 5635  
F. 323 467 5634**

# BINARIO TRIFASE

## BINARIO TRIFASE

/ 2007

Power right connector  
and power left connector  
installation



## BINARIO TRIFASE

/ 2007

Systems / Direct / Indoor

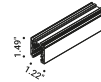
Material Metal - Polycarbonate

Finish .03 Matt White .04 Matt Black

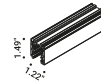
Note Ceiling and wall track system.

### Compulsory accessories

#### Installation kits



Track 39.37"			Not included
Matt White	Input 120V	1A2800303.01.00	
Matt Black	Input 120V	1A2800403.01.00	



Track 78.74"			Not included
Matt White	Input 120V	1A2800303.02.00	
Matt Black	Input 120V	1A2800403.02.00	



End cap			Not included
Matt White		1A2800300.07.00	
Matt Black		1A2800400.07.00	

#### Connectors



Power right connector			Not included
Matt White	Input 120V	1A2800303.12.00	
Matt Black	Input 120V	1A2800403.12.00	



Power left connector			Not included
Matt White	Input 120V	1A2800303.13.00	
Matt Black	Input 120V	1A2800403.13.00	

The sizes are expressed in inches.

# BINARIO TRIFASE

## BINARIO TRIFASE

/ 2007

### Optional accessories

#### Installation kits



Linear connector		Not included
Matt White	Input 120V	1A2800303.11.00
Matt Black	Input 120V	1A2800403.11.00



Internal L connector		Not included
Matt White	Input 120V	1A2800303.09.00
Matt Black	Input 120V	1A2800403.09.00



External L connector		Not included
Matt White	Input 120V	1A2800303.08.00
Matt Black	Input 120V	1A2800403.08.00



Right T connector		Not included
Matt White	Input 120V	1A2800303.14.00
Matt Black	Input 120V	1A2800403.14.00



Left T connector		Not included
Matt White	Input 120V	1A2800303.10.00
Matt Black	Input 120V	1A2800403.10.00



X connector		Not included
Matt White	Input 120V	1A2800303.15.00
Matt Black	Input 120V	1A2800403.15.00



Adjustable suspension cable		Not included
Length 590.55"		1A2800000.04.00

Adjustable suspension cable		Not included
Length 118.11"		1A2800000.05.00

Adjustable suspension cable		Not included
Length 196.85"		1A2800000.06.00



Cutting tool		Not included
		1A2800000.17.00



The sizes are expressed in inches.

# BINARIO TRIFASE

## BINARIO TRIFASE

/ 2007

### Compulsory accessories

Luminaires



**DOT BINARIO**  
13W  
120V - 60Hz  
2700K / 3000K  
CRI >97  
Driver integrated  
ON/OFF

Matt White - 2700K - ON/OFF  
Matt White - 3000K - ON/OFF  
Matt Black - 2700K - ON/OFF  
Matt Black - 3000K - ON/OFF

1A2290303.27.00  
1A2290303.30.00  
1A2290403.27.00  
1A2290403.30.00



**DOT BINARIO 51**  
Max 10W  
120V - 60Hz  
ON/OFF  
Bulb not included

Matt White - ON/OFF  
Matt Black - ON/OFF

1A3710303.00.00  
1A3710403.00.00

The sizes are expressed in inches.

**I I P L**

PLUGLIGHTING.COM  
INFO@PLUGLIGHTING.COM

5665 MELROSE AVENUE  
STE 108 LOS ANGELES 90038

P. 323 467 5635  
F. 323 467 5634

## BINARIO TRIFASE

/ 2007

### Compulsory accessories

Other accessories



Lens		Not included	
Beam - 14°	2700K - CRI >97 - 983lm	DOT BINARIO	1A3090000.00.00
	3000K - CRI >97 - 1038lm		
Beam - 24°	2700K - CRI >97 - 943lm	DOT BINARIO	1A3100000.00.00
	3000K - CRI >97 - 996lm		
Beam - 36°	2700K - CRI >97 - 955lm	DOT BINARIO	1A3110000.00.00
	3000K - CRI >97 - 1005lm		
Beam - 50°	2700K - CRI >97 - 965lm	DOT BINARIO	1A3120000.00.00
	3000K - CRI >97 - 1016lm		

### Optional accessories

Other accessories



Accessory holder + Honeycomb louvre		Not included	
	DOT BINARIO		1X0080400.01.00



Elliptical filter		Not included	
Standard	Compulsory with 1X0080400.01.00	DOT BINARIO	1X0080000.02.00



Blue filter		Not included	
Standard	Compulsory with 1X0080400.01.00	DOT BINARIO	1X0080000.03.00



Red filter		Not included	
Standard	Compulsory with 1X0080400.01.00	DOT BINARIO	1X0080000.04.00



Yellow filter		Not included	
Standard	Compulsory with 1X0080400.01.00	DOT BINARIO	1X0080000.05.00