



SCOTCH

The Scotch resembles the artistry of an illuminated ice sculpture. The pressed Turkish glass's frosted interior gives an extra element of depth to this already striking luminaire. This fixture provides unparalleled illumination that surrounds the chrome fixture in an ambient light.

Available as outdoor version (IP 65).

Design by: Oscar and Sergi Devesa

DETAILS.

FINISH: CHROME PLATED / GLASS DIFFUSER

SIZE: Ø4 3/4" X 4" H

40W MAX T-4 G9 290 LM 120V



NOT DIMMABLE

IP 20 – RATED FOR DRY/DAMP LOCATIONS.

ADA RATED

ETL LISTED

SCOTCH






II P L

PLUGLIGHTING.COM
INFO@PLUGLIGHTING.COM

5665 MELROSE AVENUE
STE 108 LOS ANGELES 90038

P. 323 467 5635
F. 323 467 5634

SCOTCH



II P L

PLUGLIGHTING.COM
INFO@PLUGLIGHTING.COM

5665 MELROSE AVENUE
STE 108 LOS ANGELES 90038

P. 323 467 5635
F. 323 467 5634

SCOTCH

Design by Oscar & Sergi Devesa.

Reference

0960.

Application

Ceiling Fixtures

Installation type

Surface mounted

Description

The Scotch resembles the artistry of an illuminated ice sculpture. The pressed Turkish glass's frosted interior gives an extra element of depth to this already striking luminaire. The Scotch provides unparalleled illumination that surrounds the chrome fixture in an ambient light. Design by Oscar and Sergi Devesa

Diffuser

Glass diffuser

Materials

Diffuser: Glass

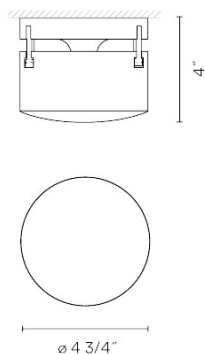
Plate: Zinc aluminum alloy

Finishes



0960-01 Chrome (Metallic finish)

Sketch



Electrical characteristics

1 x T-4 G9 120V 40W Max

Total 40.0 W



Fixture: 290 lm 7.25 lm/W

Driver included: 120V

Electronic dimming: NO DIMMING


Installation and assembly

Please see the installation manual

Light distribution

General lighting

Lamp for general lighting that equally distributes the light in all directions.



Photometric data

Efficiency : 3%

Total flux : 420.00

Maximum value : 82.60

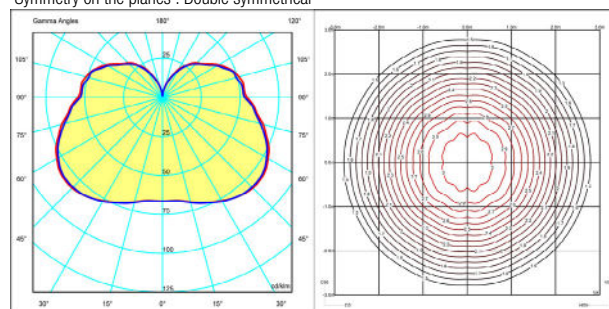
Light position : C=75.00 G=45.00

Symmetry on the planes : Double symmetrical

Isolux : Floor

Light position :

X=0.00m Y=0.00m Z=3.00m



Certificates



II P L

PLUGLIGHTING.COM
INFO@PLUGLIGHTING.COM

5665 MELROSE AVENUE
STE 108 LOS ANGELES 90038

P. 323 467 5635
F. 323 467 5634

SCOTCH

Design by Oscar & Sergi Devesa.

Reference

0962.

Application

Outdoor

Installation type

Surface mounted

Description

Outdoor wall light designed by Oscar & Sergi Devesa. The diffuser is made of patterned glass painted white on the inside, and it has a chrome base. Ideal for transit areas or to complete general lighting.

Diffuser

Glass diffuser

Materials

Diffuser: Glass

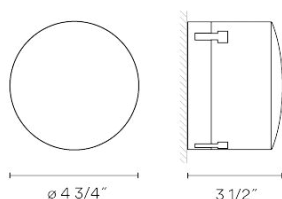
Plate: Zinc aluminum alloy

Finishes



0962-01 Chrome (Metallic finish)


Sketch



Electrical characteristics

1 x LED PLATE 3W 350mA

Total 3.0 W



Light source: 2700K CRI >80 341 lm 113 lm/W

Fixture: 233 lm 77.66 lm/W

Driver included: CC - Constant Current 350 mA 120V 50/60Hz

Electronic dimming: NO DIMMING

Installation and assembly

Please see the installation manual

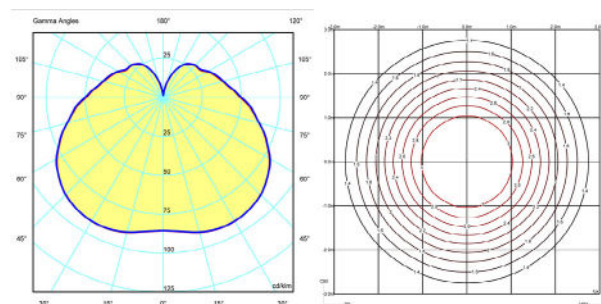
Light distribution

General lighting

Lamp for general lighting that equally distributes the light in all directions.



Photometric data



Certificates

