

BOULY W/C

Wall mounted lighting fixture and lens made of clear PMMA with metal top to spread non glaring warm or cold white light.

Design by Bruno Van Meenen

DETAILS.

FINISHES AVAILABLE IN:

BO.W(C)W.1002: BLACK

BO.W(C)W.1001: WHITE

BO.W(C)W.1003: GREY

BO.W(C)W.1009: CHROME

SHADE SIZE: Ø2.9"

BACKPLATE: Ø2.9" X 0.5" D

4 X 0.96W LED (INCLUDED) 110V

BEAM ANGLE: 40°


LED COLOR OPTIONS:

CW (COLD WHITE): 6000K- 440LM, CRI 75




WW(WARM WHITE): 2850K- 360LM, CRI 93

IP50 – FOR INDOOR USE

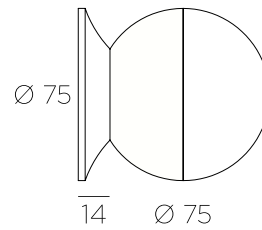
REMOTE DRIVER REQUIRED: 1-10V DIMMABLE, 110-230V



BOULY W/C



BOULY WALL/CEILING



Material

aluminium - PMMA



Finish

black - chrome - grey - white

PMMA : transparent

lens : PMMA

Lightsource

4 x power LED (included) 1.2W

cold white : 6000K - 440lm - CRI >75

4 x LED (included) 0.96W

warm white : 2700K - 456lm - CRI >93

Connection

350mA - driver excluded

Specifications

indoor

wall or ceiling mounting

class III

IP50