

## BOULY W/C D+B

Wall mounted lighting fixture and lens made of clear PMMA with metal top to spread non glaring warm or cold white light. Driver in base.

Design by Bruno Van Meenen

### DETAILS.

#### FINISHES AVAILABLE IN:

BO.W(C)W.1102: BLACK

BO.W(C)W.1101: WHITE

BO.W(C)W.1103: GREY

BO.W(C)W.1109: CHROME

SHADE SIZE: Ø2.9"

BACKPLATE: Ø2.9" X 1" D

4 X 0.96W LED (INCLUDED), NOT DIMMABLE


BEAM ANGLE: 40°

#### LED COLOR OPTIONS:


CW (COLD WHITE): 6000K- 440LM, CRI 75

WW(WARM WHITE): 2850K- 360LM, CRI 93

IP50 – FOR INDOOR USE

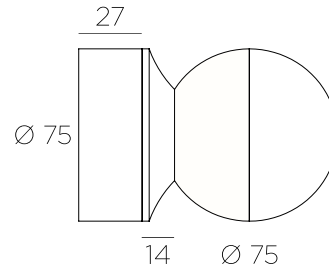


**BOULY W/C D+B**



## BOULY WALL/CEILING D+B

---



### Material

---

aluminium - PMMA



### Finish

---

black - chrome - grey - white

PMMA : transparant

lens : PMMA

### Lightsource

---

4 x power LED (included) 1.2W

cold white : 6000K - 440lm - CRI >75

4 x LED (included) 0.96W

warm white : 2700K - 456lm - CRI >93

### Connection

---

230V - driver included (in base)

### Specifications

---

indoor

wall or ceiling mounting

class I

IP50