

CUBELIGHT

Table lamp that contains 18 glass cubes resembling a Rubik's cube. Available in 2 designs – (MSCL1) 14pcs clear white and one of each in red, yellow and green – or – (MSCL2) 10pcs clear white and four of each in pink and black. Each fixture is consecutively numbered and bears logo.

Design by: Mathias Schifferdecker, 2012

DETAILS.

FINISH: POLISHED STAINLESS STEEL & GLASS

SIZE: 5.9" W X 5.9" H

INDIVIDUAL GLASS CUBE: 1.97" W X 1.97" H

LIGHT: 6.8W LED 800 LM, 2700K, DIMMABLE




***BULBS CAN ONLY BE REPLACED BY THE MANUFACTURER.**

CABLE LENGTH: 8.2 FT

IP20 – RATED FOR INDOOR USE

WEIGHT: 15.6 LBS

CUBELIGHT



IIPL

PLUGLIGHTING.COM
INFO@PLUGLIGHTING.COM


5665 MELROSE AVENUE
STE 108 LOS ANGELES 90038

P. 323 467 5635
F. 323 467 5634

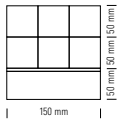
CUBELIGHT

Design 1991 - 2018

Light-object "Cubelight"



MSCL 1



Design Design	Mathias Schifferdecker, 2012	
Info Info	Cubelight wird mit 18 Glaswürfeln geliefert. Cubelight contains 18 glass cubes.	
Leuchtmittel Bulbs	LED 6,8 W, 800 lm, 2700 K inkl. Dimmbar LED 6,8 W, 800 lm, 2700 K incl. Dimmable Die Leuchtmittel können nur von TECNOLUMEN ausgetauscht werden The bulbs can only be replaced by TECNOLUMEN	
Zeichen Logo	Jede Leuchte ist fortlaufend nummeriert und trägt dieses Zeichen Each lamp is consecutively numbered and bears this logo	TECNOLUMEN
MSCL 1	Edelstahl poliert, 18 Echtglas-Würfel Polished stainless steel, 18 glass cubes 14 klare weiße Würfel und je ein Würfel in blau, rot, gelb und grün 14 pcs. in clear white and one of each in red, blue, yellow and green	
MSCL 2	Edelstahl poliert, 18 Echtglas-Würfel Polished stainless steel, 18 glass cubes 10 klare weiße Würfel und je vier Würfel in rosa und schwarz 10 pcs. in clear white and four of each in pink and black	
CL/W	1 Stk. (Ersatz-)Glaswürfel klar 1 pc. (replacement) glass cube clear	
CL/W bl	1 Stk. (Ersatz-)Glaswürfel blau 1 pc. (replacement) glass cube blue	
CL/W gbl	1 Stk. (Ersatz-)Glaswürfel gelb 1 pc. (replacement) glass cube yellow	
CL/W gru	1 Stk. (Ersatz-)Glaswürfel grün 1 pc. (replacement) glass cube green	
CL/W or	1 Stk. (Ersatz-)Glaswürfel orange 1 pc. (replacement) glass cube orange	
CL/W rt	1 Stk. (Ersatz-)Glaswürfel rot 1 pc. (replacement) glass cube red	
CL/W sw	1 Stk. (Ersatz-)Glaswürfel schwarz 1 pc. (replacement) glass cube black	
CL/W rs	1 Stk. (Ersatz-)Glaswürfel rosa 1 pc. (replacement) glass cube pink	



I I P L

PLUGLIGHTING.COM
INFO@PLUGLIGHTING.COM

5665 MELROSE AVENUE
STE 108 LOS ANGELES 90038

P. 323 467 5635
F. 323 467 5634