



TIGA LED

Medium sized rectangular interior/exterior lighting fixture, delivering up and downward lighting effect. Version with asymmetric beam angle available (Tiga LED BS).

Also available as interior IP20 version.

DETAILS.

FINISHES AVAILABLE IN:

ALU GREY

BLACK

WHITE

SIZE: 4 1/8" H X 4 1/16" W X 3 9/16" D

8W 504 LM 62 LM/W

CRI 90 3000K 120V



IP65 – SUITABLE FOR WET LOCATIONS.

ETL LISTED

LED POWER SUPPLY INCLUDED – 350MA DC

*OTHER VOLTAGES OR DIMMING OPTIONS AVAILABLE.

TIGA LED



II P L

PLUGLIGHTING.COM
INFO@PLUGLIGHTING.COM

5665 MELROSE AVENUE
STE 108 LOS ANGELES 90038

P. 323 467 5635
F. 323 467 5634



II P L

PLUGLIGHTING.COM
INFO@PLUGLIGHTING.COM

5665 MELROSE AVENUE
STE 108 LOS ANGELES 90038

P. 323 467 5635
F. 323 467 5634



CRI > 90

TIGA LED

3500
K

LED 7.1W / 798lm / 350mA

6 223 751 811 952 ◇

◇ = A / G / W

3000
K

LED 7.1W / 774lm / 350mA

6 223 751 811 932 ◇

◇ = A / G / W

2700
K

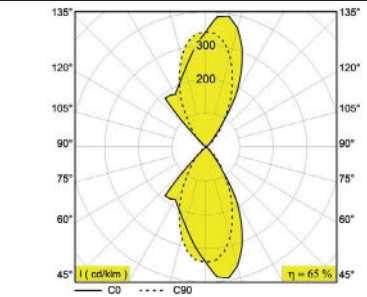
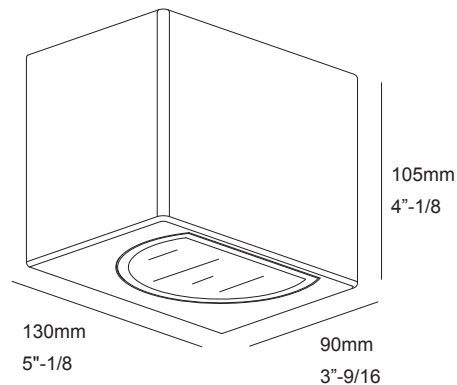
LED 7.1W / 743lm / 350mA

6 223 751 811 922 ◇

◇ = A / G / W

120V / 60Hz

3.1 IP65 WET

⁽¹⁾Values based on 3000K standard finish**Application**

Wall surface
For indoor and outdoor use

Color Finish

A - Alu Grey
W - White
G - Grey Brown

Light Source

LED cluster included 7,1W

Delivered Lumens

484lm at 2700K
504lm at 3000K⁽¹⁾
520lm at 3500K

Power Supply

Electronic power supply included.
120V input, 350mA current controlled required

Specification features

Surface treated aluminum housing
Suitable for dry or damp locations
Dust-tight - Protected against water jets → IP65
Weight: 3,1 lbs 1,4kg

Dimensions

Height: 105mm = 4"-1/8
Depth: 90mm = 3"-9/16
Length: 130mm = 5"-1/8

PROJECT INFO

Date _____

Client _____

Project Name _____

Type/Quantity _____



Conforms to ANSI/UL Std. 1598
Cert. to CAN/CSA Std. 22.2 No. 250.0

Last Update ALLU 09/01/2019



1

**CRI > 90 TIGA LED BS**

3500 K LED 7.1W / 798lm / 350mA

6 223 752 811 952 ◇
◇ = A / G / W

3000 K LED 7.1W / 774lm / 350mA

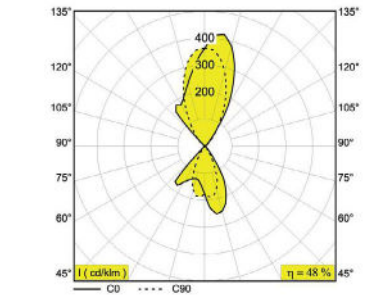
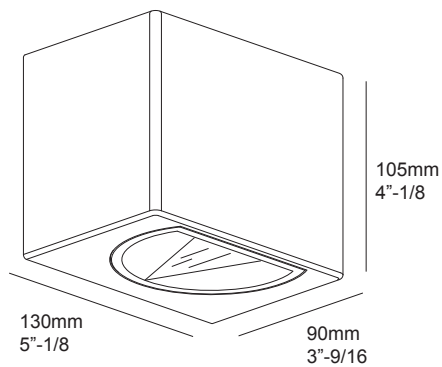
6 223 752 811 932 ◇
◇ = A / G / W

2700 K LED 7.1W / 743lm / 350mA

6 223 752 811 922 ◇
◇ = A / G / W

120V / 60Hz

3.1 IP65 WET



⁽¹⁾Values based on 3000K standard finish

Application

Wall surface
For indoor and outdoor use

Color Finish

A - Alu Grey
W - White
G - Grey Brown

Light Source

LED cluster included 7,1W

Delivered Lumens

399lm at 2700K
416lm at 3000K⁽¹⁾
429lm at 3500K

Power Supply

Electronic power supply included.
120V input, 350mA current controlled required

Specification features

Surface treated aluminum housing
Suitable for dry or damp locations
Dust-tight - Protected against water jets ➡ IP65
Weight: 3,1lbs 1,4kg

Dimensions

Height: 105mm = 4"-1/8
Depth: 90mm = 3"-9/16
Length: 130mm = 5"-1/8

PROJECT INFO

Date _____

Client _____

Project Name _____

Type/Quantity _____



Conforms to ANSI/UL Std. 1598
Cert. to CAN/CSA Std. 22.2 No. 250.0



2