



SPIKE SPOT ADJUSTABLE

The Spike Spot Adjustable has been designed for easy installation into the earth and is ideal for illuminating a bush, tree or any landscape feature. The fully adjustable head allows 360 degree rotation and 0-90 degree elevation.

DETAILS.

FINISHES AVAILABLE IN:

ALUMINUM POWDERCOAT- BLACK, BRONZE, OLIVE GREEN, WHITE, WHITE BIRCH, DARK GREY, SILVER STAR, CORTEN

SOLID COPPER

316 STAINLESS STEEL

SIZE: Ø2 1/2" X 3" H

STANDARD SPIKE: 8" H

MAX 1050MA, CRI 90

COLOR TEMPS AVAILABLE:

2700K, 3000K, 4000K

BEAM OPTIONS:

15°, 25°, 38°, 60°

POWER OPTIONS:

S - SERIES, REMOTE DRIVER

D3 - 12V AC, 2W INTEGRAL DRIVER

D7 - 12V AC, 4W INTEGRAL DRIVER

D10 - 12V AC, 6W INTEGRAL DRIVER


*REMOTE DRIVER WIRED IN SERIES. INTERNAL DRIVER WIRED IN PARALLEL.

IP66/IP67 - RATED FOR WET LOCATIONS.

*OTHER ACCESSORIES AND LAMP OPTIONS AVAILABLE.

UL LISTED

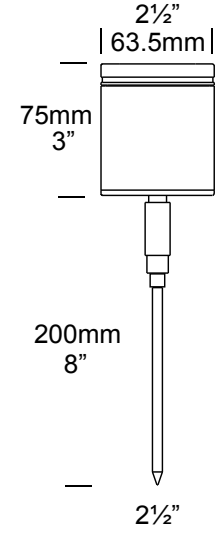
SPIKE SPOT ADJUSTABLE



Spike Spot Adjustable

PURELED SPECIFICATIONS

LED Chip	Cree XHP-50-2 Plug and Play field replaceable LED board
Luminaire Output	600 Lumens @ 1050mA (6 watts), 420 Lumens @ 700mA (4 watts), 240 Lumens @ 350mA (2 watts), delivered from luminaire with unobstructed beam.
Lumens Per Watt	100 Lumens minimum @ 6 watts, delivered from luminaire with unobstructed beam
CRI (3000K)	90+
Colour Temperatures	2700K, 3000K, 4000K
Beam Angles	15, 25, 38, 60
Ingress Protection	IP66/IP67
Warranty	Electronics = 5 years Body Cop/ SS = 10 years Body Aluminium = 5 years
Standards	AS/NZS 61046 cUL 1838, 2108 CSA C22.2 No. 250.7, No. 250.0-08 CE



PRODUCT CONFIGURATION

Please fill in appropriate codes into boxes provided

Cat. No. SS/A/L

Luminaire	Power	Material/ Finish	Beam	Colour	Accessories
<input type="text" value="SS/A/L"/>	<input type="text"/>	<input type="text"/>	<input type="text"/>	<input type="text"/>	<input type="text"/>
S SERIES, REMOTE DRIVER D3 12VAC, 2W INTEGRAL D7 12VAC, 4W INTEGRAL D10 12VAC, 6W INTEGRAL		ALUMINIUM EBK BLACK EBZ BRONZE EOGR OLIVE GREEN EWH WHITE EWB WHITE BIRCH EDG DARK GREY ESTAR SILVER STAR ECT CORTEN COP SOLID COPPER SS STAINLESS STEEL	15 15° 25 25° 38 38° 60 60°	2 2700K 3 3000K 4 4000K	HCL HEX CELL LOUVRE SNT SNOOT GG GLARE GUARD LF FROSTED LENS 300 300mm SPIKE (12") LKN LOCKING KNUCKLE CJK CABLE JOINT KIT ST STAKE MOUNT
<div style="border: 1px solid black; padding: 5px;"> <p>SERIES, REMOTE DRIVER REQUIRED: Constant current driver Individual fixtures require 6vdc @ 1050mA maximum</p> <p>12VAC INTEGRAL DRIVER: Hunza integrated plug and play driver (included) Input: 9-15VAC, 7watt total Output: 6vdc @ D3=350mA, D7=700mA, D10=1050mA (1050mA limited to ≤ 40°C (104°F) ambient temperature in stainless steel)</p> </div>					
<div style="border: 1px solid black; padding: 5px;"> <p>OTHER LAMP OPTIONS: SS/A/H - MR16 Halogen 12V Lamp SS/ASL - MR16 LED Retrofit 12V Lamp (lamps vary by market - please refer to supplier for details) SS/A/GUH - GU10 120/240V Halogen Lamp (body length increases for all GU10 lamps) SS/A/GUSL - GU10 LED Retrofit 120/240V Lamp (lamps vary by market - please refer to supplier for details)</p> </div>					

[Click here for halogen specification sheet](#)

[Click here for 240v Remote Power Supply Guidance Charts](#)

[Click here for USA Remote Power Supply Guidance Charts](#)

LUMINAIRE CONSTRUCTION

CNC machined from one of the following metals:

Aluminium:

Body: high corrosion resistant 63.5mm (2^{1/2}") x 10mm (3/8") aluminium.

End cap: solid aluminium 63.5mm (2^{1/2}") rod, with chromate substrate and high UV resistant polyester powder coat.

Colours:

Black, Bronze, Silver Star, White, White Birch, Olive Green, Dark Grey, Corten.

Copper:

Body: 63.5mm (2^{1/2}") x 10mm (3/8") .

End cap: solid copper 63.5mm (2^{1/2}") rod.

316 Stainless Steel:

Body: 63.5mm (2^{1/2}") x 10mm (3/8") .

End cap: solid 316 stainless steel 63.5 (2^{1/2}") rod.

Knuckles:

Aluminium and Copper luminaires - 360° rotation and 0-90° elevation, solid brass with anti rust spring.

Stainless Steel luminaires - 360° rotation and 0-90° elevation, full stainless steel construction.

Step Lens:

10mm (3/8") Extra clear, low iron, shatter resistant glass.

Lifetime warranty

Gaskets:

Silicone, iron impregnated 220°C (428°F)

Cable:

Water resistant rubber with HUNZA™

Anti-Syphon™ barrier system.

Mounting:

Ground spike 150mm (6") or 300mm (12") inserted directly into the earth.

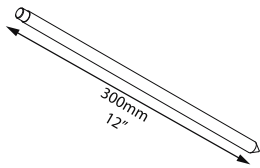
Luminaire Weight:

Alum: 0.800kg (1lb 12oz)

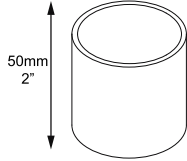
Cop: 1.700kg (3lb 12oz)

SS: 1.600kg (3lb 8oz)

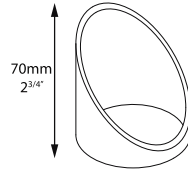
ACCESSORIES



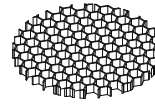
300mm (12") Spike



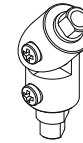
Snoot



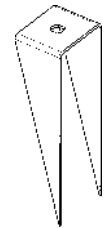
Glare Guard



Hex Cell Louvre



Locking Knuckle

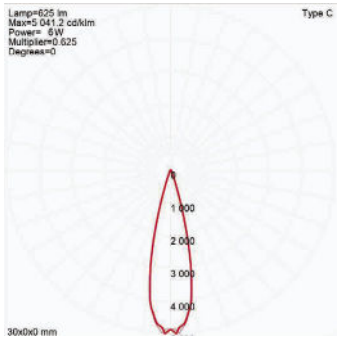


Stake Mount

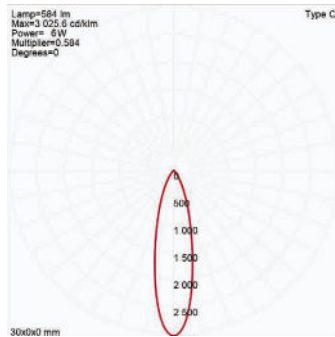
BEAM ANGLES

High efficiency PMMA TIR lenses. Field replaceable

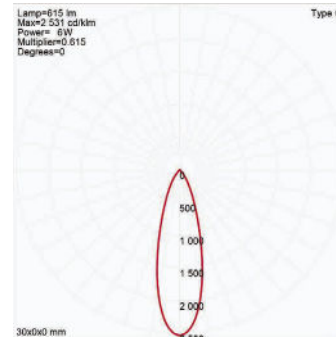
IES files available for download: hunzalighting.com/downloads



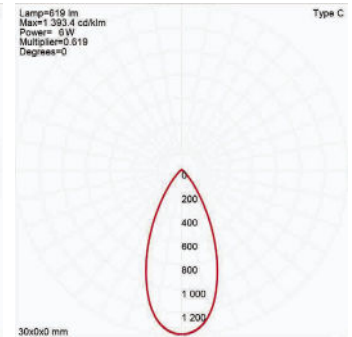
15° FWHM TIR



25° FWHM TIR



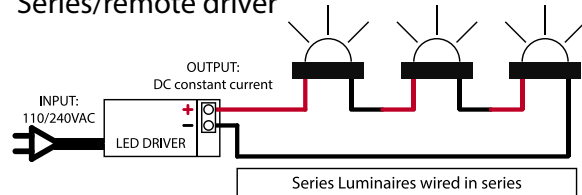
38° FWHM TIR



60° FWHM TIR

WIRING GUIDE

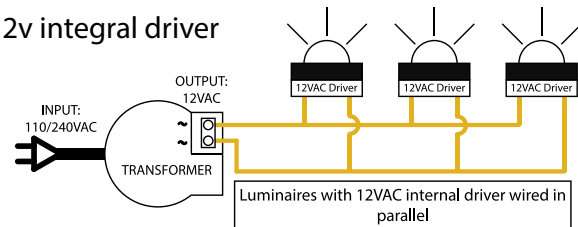
Series/remote driver



Diagrams are a guide only, wire colours and polarity may change depending on fixture and country

Available for download: hunzalighting.com/downloads

12v integral driver




Luminaires with 12VAC internal driver wired in parallel

FINISHES

Powdercoated Aluminium



Solid Metals



- Due to the limitation of print and screen resolution these colours should be used as a general guide only
- Solid copper and bronze are natural finishes designed to gradually weather & patina
- Solid stainless steel may acquire a surface tarnish in certain environments. Regular washing is recommended to avoid this.