



HL-380-LED

Machined adjustable LED accent light with internal transformer.
Custom finish available upon request.
Halogen version also available.

DETAILS.

MATERIALS AVAILABLE IN:

MACHINED ALUMINUM

FINISHES AVAILABLE IN:

BK – BLACK POWDER COAT

BZ – BRONZE POWDER COAT

WT – WHITE POWDER COAT

AA – ANODIZED SATIN ALUMINUM

AP – ALUMINUM POWDER COAT

SHADE SIZE: Ø3 1/2" X 6 11/16" H; 2 1/8" STEM

LED OPTIONS, 85 CRI:

3W = 180 LM

8W = 300 LM

8E (8.4W) = 565 LM

COLOR TEMPS AVAILABLE:

2700K -OR- 3000K

OPTIC OPTIONS:

3W/8W – 12° SPOT, 24° NARROW FLOOD, 36° FLOOD

8E – 14° SPOT, 25° NARROW FLOOD, 30° MEDIUM FLOOD, 40° FLOOD

120/12VAC – INTEGRAL MAGNETIC TRANSFORMER

RATED FOR WET/DAMP/DRY LOCATIONS.

*OTHER ACCESSORIES AND MOUNTING OPTIONS AVAILABLE.
ETL LISTED

HL-380-LED



II P L

PLUGLIGHTING.COM
INFO@PLUGLIGHTING.COM

5665 MELROSE AVENUE
STE 108 LOS ANGELES 90038

P. 323 467 5635
F. 323 467 5634

SPECIFICATIONS

DESCRIPTION:

Adjustable MR16 accent fixture with integral transformer. Suitable for wet/damp/dry location installations.

MATERIAL:

Standard overall material is 6061 aluminum.
HL-380 - Machined Aluminum

FINISH:

AA - Anodized Satin Aluminum
AP - Powder Coat Aluminum
BK - Powder Coat Black
BZ - Powder Coat Bronze
WT - Powder Coat White

HALOGEN LAMPING OPTION:

Lamp Type - 12V halogen MR16 lamp, bi-pin
 GX5.3 base, 50W max, not included (standard).

LED OPTIONS

Integral high output LED, warm white 85 CRI
 (3000K CCT) standard, others available.

3LED - 3W LED - 180 lumens
8LED - 8W LED - 300 lumens
8LED-E - 8.4W LED - 565 lumens

OPTICS

3LED and 8LED:

SP - Spot, 12°
NF - Narrow Flood, 24°
FL - Flood, 36°

8LED-E:

SP - Spot 14°
NF - Narrow Flood, 25°
MF - Medium Flood, 30°
FL - Flood, 40°

VOLTAGE:

120 - 120/12 VAC potted integral magnetic transformer.

MOUNTING:

Fixture is designed with a 1/2-NPS adjustable mounting stem.

OPTIONS:

Glare shields

GL-380 - Angled, aluminum
GL-381 - Straight, aluminum

Lenses/Louvers Color Filters

LA-1-20 - Hexcell Louver (Black)
LA-2-20 - Prismatic lens
LA-3-20 - Linear spread lens
LA-4-20 - Soft focus lens (diffused)
LA-5-20 - Moonlight lens
LA-6-20 - Blue lens

See fixture accessories for more information.

SAMPLE ORDER SPECIFICATION:

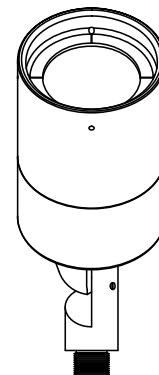
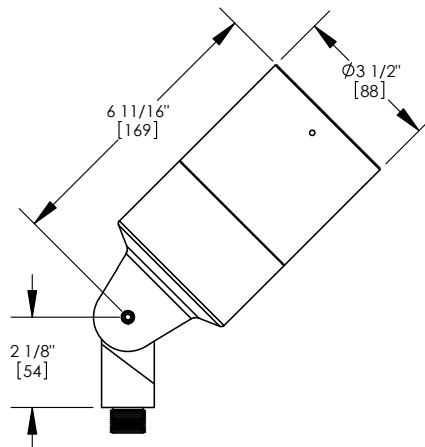
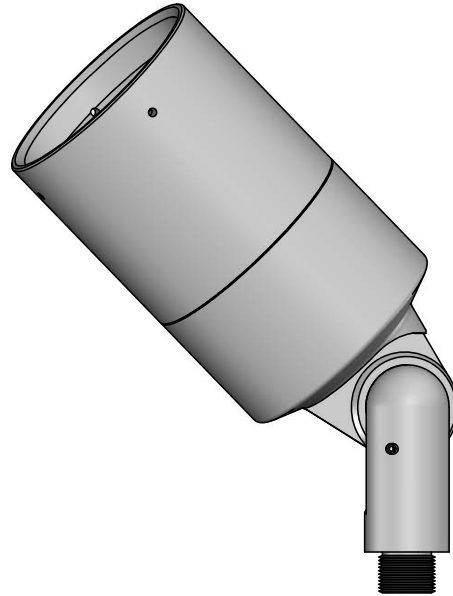
HL-380-AA-120-GL-380-LA-2-20

RATING:

Wet/damp/dry location.



MADE IN THE USA



CATALOG NUMBER:

HL-380


Standard Finishes




AA - Anodized Satin Aluminum



AP - Aluminum Powder Coat



BK - Black Powder Coat




BZ - Bronze Powder Coat



WT - White Powder Coat

Natural Finishes




N – Natural Brass



N – Natural Stainless Steel

Custom Finishes



Custom Finishes

