



## HL-306-LED

LED surface mount accent light with 1/2- NPS thread for direct mounting. Custom finish available upon request. Halogen version also available.

### DETAILS.

#### MATERIALS AVAILABLE IN:

MACHINED ALUMINUM

#### FINISHES AVAILABLE IN:

BK – BLACK POWDER COAT

BZ – BRONZE POWDER COAT

WT – WHITE POWDER COAT

AA – ANODIZED SATIN ALUMINUM

AP – ALUMINUM POWDER COAT

SIZE: Ø1 1/4" X 2 3/8" H

\*DOES NOT COVER US J-BOX.

#### OPTIC OPTIONS:

1W 3000K– 12° SPOT, 24° NARROW FLOOD, 36° FLOOD

350MA OUTPUT DRIVER REQUIRED – NOT INCLUDED.

RATED FOR WET/DAMP/DRY LOCATIONS.

\*OTHER ACCESSORIES, POWER SUPPLY AND MOUNTING OPTIONS AVAILABLE.

ETL LISTED

HL-306-LED



**II P L**

PLUGLIGHTING.COM  
INFO@PLUGLIGHTING.COM

5665 MELROSE AVENUE  
STE 108 LOS ANGELES 90038

P. 323 467 5635  
F. 323 467 5634

## SPECIFICATIONS

### DESCRIPTION:

Compact LED accent fixture. Suitable for wet/damp/dry location installations.

### MATERIAL:

Standard overall material is 6061 aluminum.

### FINISH:

- AA - Anodized Satin Aluminum
- AP - Powder Coat Aluminum
- BK - Powder Coat Black
- BZ - Powder Coat Bronze
- WT - Powder Coat White

### LED OPTIONS:

Integral high output 1W LED, warm white (3000K CCT) standard, others available.

#### Optics

- SP - Spot, 12°
- NF - Narrow Flood, 24°
- FL - Flood, 36°

### VOLTAGE:

Driver - 350mA output driver required, not included.

### MOUNTING:

Fixture is designed with a fixed 1/2-NPS mount.

### OPTIONS:

Glare shields

- GL-1 - Angled, aluminum
- GL-3 - Straight, aluminum

Lenses/Louvers/Color Filters

- LA-1-8 - Hexcell Louver (Black)
- LA-2-8 - Prismatic lens
- LA-3-8 - Linear spread lens
- LA-4-8 - Soft focus lens (diffused)
- LA-5-8 - Moonlight lens
- LA-6-8 - Blue lens

LED Constant Current Drivers

HLD-3-350-12 - 3W 350mA 12VAC driver

HLD-3-350-U - 3W 350mA 120-277VAC driver

See fixture accessories for more information.

### SAMPLE ORDER SPECIFICATION:

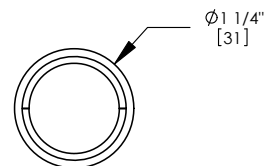
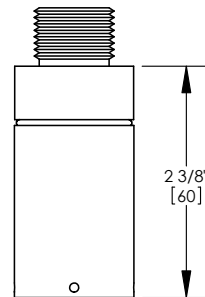
HL-306-LED-AA-GL-3-LA-5-8

### RATING:

Wet/damp/dry location.



MADE IN THE USA



CATALOG NUMBER:

**HL-306-LED**

## Standard Finishes



AA - Anodized Satin Aluminum




AP - Aluminum Powder Coat


## Natural Finishes



N - Natural Brass



BK - Black Powder Coat



BZ - Bronze Powder Coat




N - Natural Stainless Steel



WT - White Powder Coat

## Custom Finishes



Custom Finishes

