



HL-1181

Compact wedge shaped halogen step light in machined aluminum. Suitable for wet location installations. Mounts directly to standard single gang electrical junction boxes. LED version also available.

DETAILS.

MATERIALS AVAILABLE IN:

MACHINED ALUMINUM

MACHINED STAINLESS STEEL

MACHINED BRASS

FINISHES AVAILABLE IN:

BK – BLACK POWDER COAT

BZ – BRONZE POWDER COAT

WT – WHITE POWDER COAT

AA – ANODIZED SATIN ALUMINUM

AP – ALUMINUM POWDER COAT

N – NATURAL, STAINLESS STEEL OR BRASS

SIZE: 2 15/16" W X 2 1/8" D X 5" H

HALOGEN T3 LAMP, 35W MAX, BI-PIN G4 BASE (INCLUDED)

LAMPING OPTIONS: 10W, 20W, 35W

12VAC TRANSFORMER REQUIRED – NOT INCLUDED.

RATED FOR WET/DAMP/DRY LOCATIONS.

*OTHER ACCESSORIES AVAILABLE.

ETL LISTED

HL-1181



IIPL

PLUGLIGHTING.COM
INFO@PLUGLIGHTING.COM

5665 MELROSE AVENUE
STE 108 LOS ANGELES 90038

P. 323 467 5635
F. 323 467 5634

SPECIFICATIONS

DESCRIPTION:

Compact wedge shaped step light. Suitable for wet/damp/dry location installations.

MATERIAL:

Standard overall material is 6061 aluminum.
HL-1181 - Machined Aluminum (Standard)
HL-1181-1 - Machined Stainless Steel
HL-1181-2 - Machined Brass

FINISH:

AA - Anodized Satin Aluminum
AP - Powder Coat Aluminum
BK - Powder Coat Black
BZ - Powder Coat Bronze
WT - Powder Coat White
N - Natural, for Stainless Steel and Brass

HALOGEN LAMPING OPTION:

Lamp Type - 12V halogen T3 lamp, bi-pin G4 base, 35W max, included (20W Xenon lamp included when halogen is not specified).

10 - 10W lamp
20 - 20W lamp
35 - 35W lamp

LED OPTIONS:

Integral high output LED, warm white (3000K CCT) standard, others available.

1LED - 1W LED
3LED - 3W LED

VOLTAGE:

12 - 12 VAC output transformer required, not included.

MOUNTING:

Mounts directly to standard single-gang electrical junction boxes.

SAMPLE ORDER SPECIFICATION:

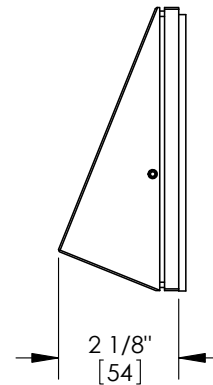
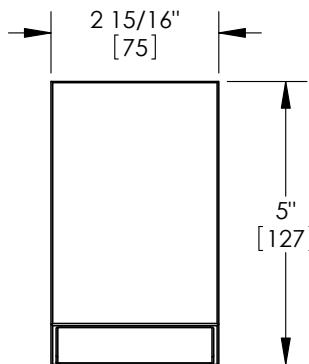

HL-1181-AA-12

RATING:

Wet/damp/dry location.



MADE IN THE USA



CATALOG NUMBER:

HL-1181

Standard Finishes



AA - Anodized Satin Aluminum




AP - Aluminum Powder Coat


Natural Finishes



N - Natural Brass



BK - Black Powder Coat



BZ - Bronze Powder Coat




N - Natural Stainless Steel



WT - White Powder Coat

Custom Finishes



Custom Finishes

