



NIMBUS

Satin brass metalwork with handmade glass discs. Referencing both retro and modern aesthetics, the Nimbus created a centerpiece emitting a warm, soft glow. Coverplate covers US junction box.

When necessary, reinforce the ceiling.

DETAILS.

SIZE: 34" H X 63" W X 8" MIN. DROP

*SUPPLIED WITH 1000MM (39.4") DROP ROD AS STANDARD (ADJUSTABLE ON SITE).

*PLEASE SPECIFY REQUIRED DROP.


E26 – 8 X 60W MAX, RECOMMENDED 8.8W LED 2700K, 120V

*NO BULBS SUPPLIED.

121 LBS


UL LISTED

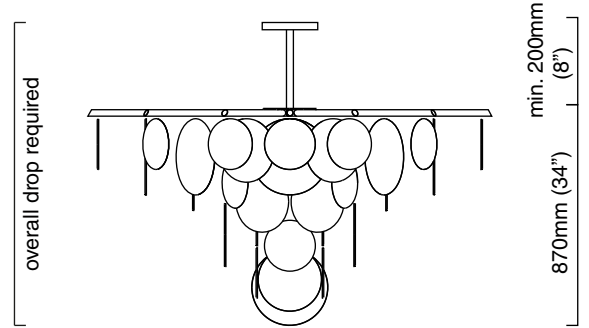
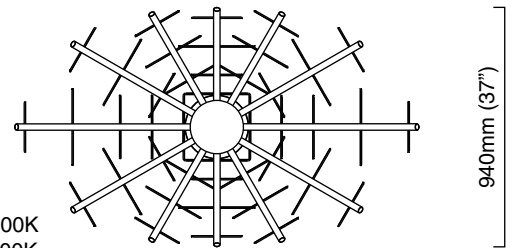
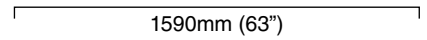
NIMBUS



NIMBUS PENDANT



finish	satin brass with handmade glass CTO-01-150-0001 dark bronze with handmade glass CTO-01-150-0002
suspension	drop rod with ceiling box please specify the required overall drop from the ceiling to the bottom of the fitting
bulbs	240v - E27 – 8 x 60W max, recommended 8.5W LED 2700K 120v - E26 – 8 x 60W max, recommended 8.8W LED 2700K (no bulbs supplied)
weight	55kg (121lbs)
certification	



ceiling plate mounting dimensions

