



NIMBUS M

Satin brass metalwork with handmade glass discs. Referencing both retro and modern aesthetics, the Nimbus created a centerpiece emitting a warm, soft glow. Coverplate covers US junction box.

When necessary, reinforce the ceiling.

DETAILS.

SIZE: 26" H X 47" W X 8" MIN. DROP

*SUPPLIED WITH 1000MM (39.4") DROP ROD AS STANDARD
(ADJUSTABLE ON SITE).

*PLEASE SPECIFY REQUIRED DROP.


4 X G9 60W MAX, RECOMMENDED 2.5W LED 2700K, 120V

*NO BULBS SUPPLIED.

92.5 LBS



UL LISTED

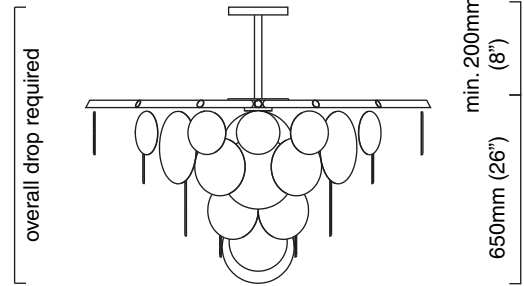
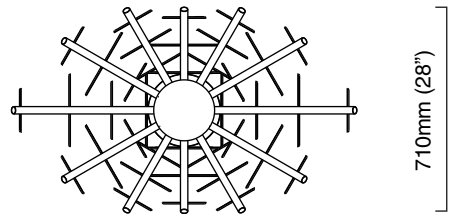
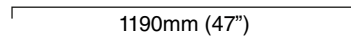
NIMBUS M



NIMBUS MEDIUM PENDANT



- finish** satin brass with handmade glass
 CTO-01-155-0001
- dark bronze with handmade glass
 CTO-01-155-0002
- suspension** drop rod with ceiling box
- please specify the required overall drop
 from the ceiling to the bottom of the fitting
- bulbs** 240v - 4 x G9 60W max, recommended 2.5W LED 2700K
 120v - 4 x G9 60W max, recommended 2.5W LED 2700K
 (no bulbs supplied)
- weight** 42kg (92.5lbs)
- certification**  
 E492308



ceiling plate mounting dimensions

