



LINEA ESTADIO

Linear version of the Estadio chandelier that preserves the sturdy metal structure and shades made from glass blocks to lend it a mediaeval firm appearance. Available with 3 modular components suspended by stainless steel cables; Please specify.

Designed by: Miguel Mila, 2014

Black metal structure with stainless steel structure hanging system of 1-3 modules and satin nickel ceiling plate. Glass block lampshade.

When necessary, reinforce the ceiling.

DETAILS.

MODULE SIZES:

LEFT: 45.3" W X 8.3" D X 14.2" H

DROP: 25.6" MIN.-14.3' MAX.

CANOPY: 1.3" H

CENTER: 44.9" W X 8.3" D X 14.2" H

DROP: 25.6" MIN.-14.3' MAX.

CANOPY: 1.3" H

RIGHT: 44.9" W X 8.3" D X 14.2" H

DROP: 25.6" MIN.-14.3' MAX.

CANOPY: 1.3" H

WEIGHT: 115 LBS (UNPACKED)

5 X 18W LED/ 120V

AVAILABLE WITH 3 LIGHT FITTINGS:

LED

FLUORESCENT

INCANDESCENT

RATED IP20 – FOR INDOOR USE.

UL LISTED



II P L

PLUGLIGHTING.COM
INFO@PLUGLIGHTING.COM

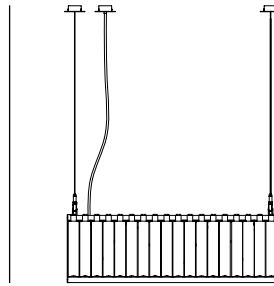
5665 MELROSE AVENUE
STE 108 LOS ANGELES 90038

P. 323 467 5635
F. 323 467 5634

Línea Estadio

Miguel Milá, 2014

Pendant lamp



A linear version of the Estadio pendant lamp that preserves the sturdy metal structure and shades made from glass blocks to lend it a mediaeval firm appearance. The Estadio collection is complemented by the large circular pendant lamp and the wall lamp.

DESCRIPCIÓN GENERAL

Black metal structure with stainless steel structure hanging system and satin nickel ceiling plate.
Glass block lampshade.

Junction Box adaptor included Ø 11,7 cm / 4.6".

This fixture must be mounted or supported independently of an Junction Box (UL market).

Electric cable length: 4 m / 157.5"

LIGHT SOURCE

Recommended light sources:
5x LED bulb: 18 W
5x Compact fluorescent: 20 W
5x Incandescent: Máx. 75 W
E27 - E26
(Max. hgt. 155 mm / 6.1")

Light source not included.
Compatible with bulbs of the Energy efficiency class (E.E.C): A++... E.
Suitable only for indoor use.
Always use the light source recommended or equivalent.

Input voltaje : 100, 120, 230 Vac.
(50 Hz / 60 Hz). According to destination.

Maximum 1.200 W per line (6A). One connection per line.

For more than 1.200 W, use an extra power supply module.

APPROXIMATE WEIGHT (unpacked)

1 module: 52 kg / 115 lb

REGULATIONS

CE

⊕

IP 20

UNE-EN 60598

UNE-EN 55015

UNE-EN 60529



Non-class 2

Dry location only

UL-1598

E-353545

MAINTENANCE

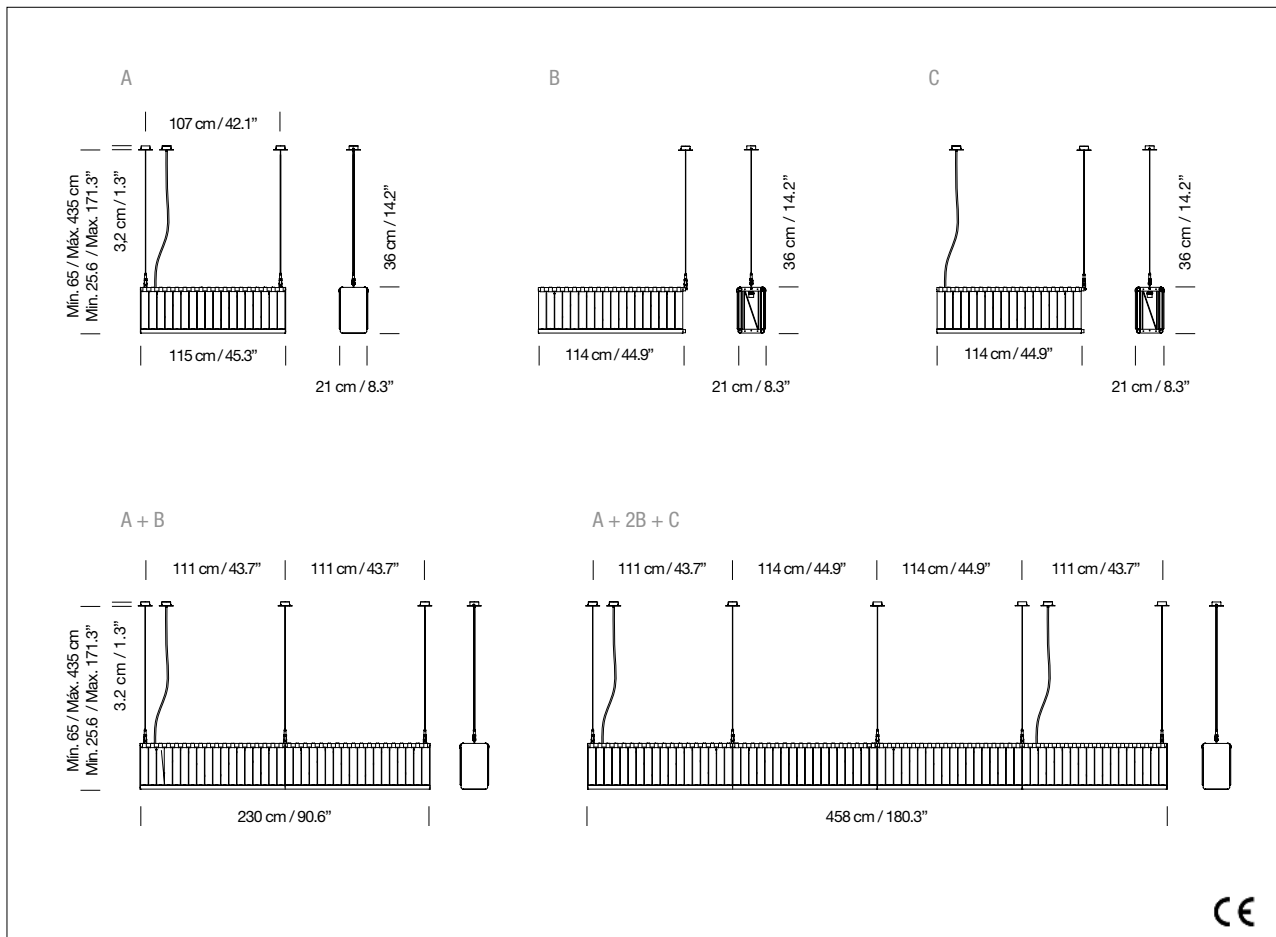
Clean with a smooth cloth. Do not use ammonia, solvents or abrasive cleaning products.

OTHERS

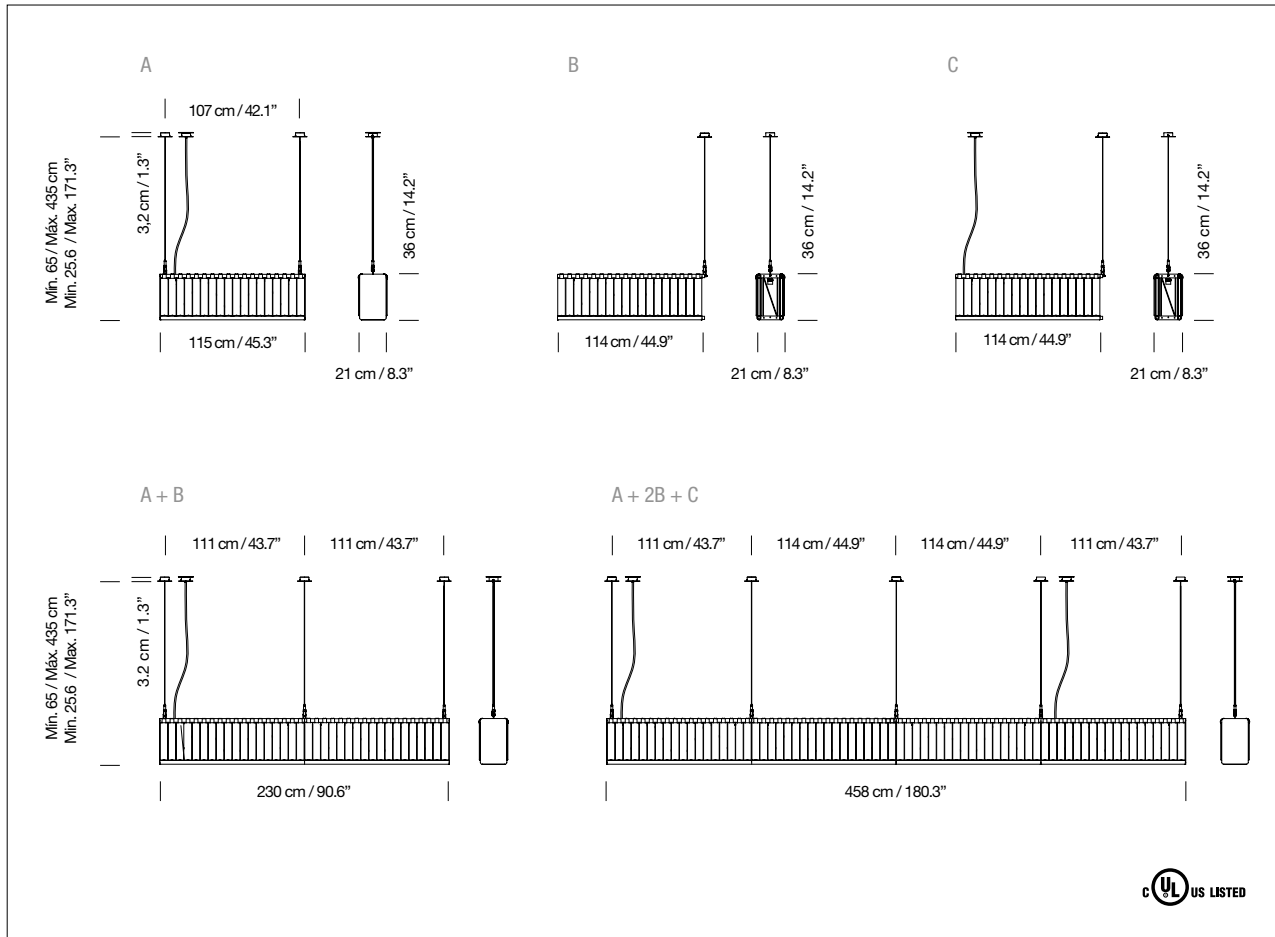
The lamp is delivered in different packages.

The assembly instructions are delivered with the product.

MODELS



MODELS



COLLECTION

Pendant lamp Wall lamp



Estadio



Estadio